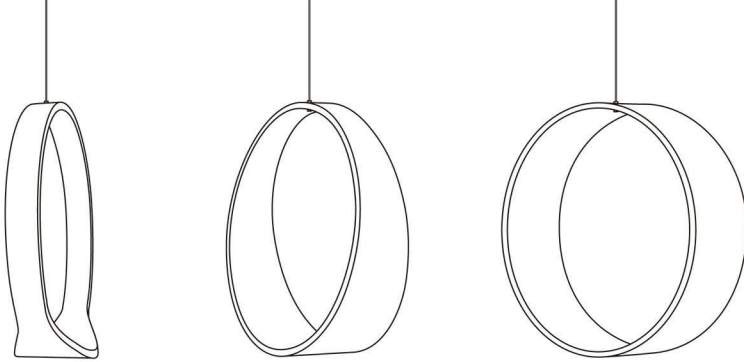




USER GUIDE
CIRCLESWINGS COLLECTION
SWINGS for hotels, restaurants, private and public interiors







The furniture is made from plywood. Durability of the product is affected by the manner of use, storage, regular preservation, maintenance, and cleaning. The furniture should not be used if damaged or if any parts are not functional or can't be installed. The manufacturer is not responsible for damages caused by improper usage of the furniture. The furniture is delivered in assembled state (without suspension line, which is separate). Before use furniture must be correctly suspended according to attached instructions. The manufacturer is not responsible for improper assembly of the suspension line or for the element connecting the line to a ceiling or a beam (it is not included in the kit).

The manufacturer offers a 1-year guarantee under the condition of respecting the rules of usage and preservation. Please carefully read the following instructions pertaining to the furniture.

I. CHARACTERISTICS

CIRCLESWING are designed so that their durability and endurance is intact for many years if properly cared for. The furniture is made from plywood and oak veneer. Used materials underline the natural beauty and structure of wood, and that's why its anatomical features (graining, core rays, color, etc.) are emphasized by the furniture. Accordingly, there may be differences between particular elements of the furniture, as well as between individual pieces of the furniture. Every product is unique and original.

II. RULES FOR USE OF THE INDOOR CIRCLESWINGS

Purpose: The swings / furniture is intended for seating and rest indoors for adults. The can't be used in places with elevated humidity levels like swimming pools.

1. Extended contact with humidity for both wooden and metal elements is to be undoubtedly avoided.
2. Any quantity of water on the furniture must be removed. It is to prevent the swelling of the wood and damaging the coating in consequence.
3. Furniture should be stored in rooms guaranteeing protection from exposure to elements, with humidity levels in 40-70% range and ambient temperature in 15-30 °C range. The overheating of wood surface above 30 °C may result in damaging the protective coating of the furniture.
4. Sunlight exposure should be avoided. Sun rays will damage the frail finishing or protective coating of the wood, causing it to fade out and deteriorate, and can also result in drying, shrinking and cracking.
5. Wood will change its color in time under the influence of light; it is a natural part of its life. In case of contamination, contaminants are to be removed using moist towel and wood cleaning agent without delay. Persistent contamination can cause permanent discoloration of the material surface.
6. The furniture cannot be placed in close proximity to heaters or other heat sources, as this may result in loss of moisture in the wood and it can result in wood movement or cracking. It is recommended to use air humidifiers in dry seasons, as to raise the humidity levels to 40-45%. Devices radiating heat like ovens or stoves should be placed in a way to avoid heating the periphery of the furniture, as this can cause delamination.

7. When designing indoor swings that are plain in form, we use the highest quality raw materials. In order to preserve the quality of the surface, it's worthwhile to properly impregnate the furniture. We use OSMO products.
8. Natural oils seep deep into wood which allows it to preserve its natural elasticity and springiness. With proper care, they ensure a beautiful look for long years.
9. Partial renovation of damaged fragments for indoor wood is possible by applying a layer of Hard Wax Oil OSMO 3062. Beforehand, only a careful cleaning and optional sanding of deep scratches, creases or other damage is required. Recommended cleaning agents: OSMO 3029 wax cleaner SPRAY 400ml, Osmo 8026 Spray cleaning liquid 500 ml, OSMO 3029 WAX CLEANER AND CARE.
10. OSMO wood cleaning and care agents are recommended, which will extend the life of the furniture. It is advised not to apply substances that we are not familiar with and we are not certain will not damage the furniture. It is improper to use corrosive agents.
11. All OSMO wood coatings are designed on the basis of natural oils and waxes: sunflower, linseed, soybean and thistle oils as, well as carnauba and candelilla waxes. Oils and wax oils help preserve the valuable qualities of natural wood. They are perfect for natural and environmentally safe protection of wood. Binding substances in OSMO oils are based on natural plant oils, that speed deep into wood and protect it from the inside.

III. RULES FOR USE OF THE OUTDOOR CIRCLESWINGS

Purpose: The swings / furniture is intended for seating and rest outdoors in summer season, only for adults. The can be used in places with elevated humidity levels, but always they must be hung under a roof.

1. During rainy weather and winter season the wooden garden furniture should be stored in a dry and warm place.
2. The furniture can be used in temperatures ranging from +15 °C in +50 °C in the sun.
3. The furniture cannot be exposed to standing water or snow.
4. The furniture surface cannot be exposed to water for extended periods of time. In the event of exposure like rain or spilled liquids furniture must be wiped dry. Leaving wet materials of the surface must be avoided.
5. The furniture cannot stand in water puddles or directly on soil.
6. In case of outdoor use, for the purpose for avoiding extended exposure to elements, it is advised to assemble the furniture ONLY under a roof.
7. In case of exposure to sunlight a notice must be taken of the surface temperature, especially as relates to dark colored variants which absorb heat faster than they dissipate it.
8. In periods where the furniture is not utilized it is advised to cover them. The best solution is to store them in a dry and warm space.
9. Before each season, assembly elements should be checked that they are firmly connected and that connections don't have any major play.
10. The best way of extending the lifetime of wooden outdoor furniture is their regular cleaning and not leaving them outside without protection for longer than necessary. Even the most carefully designed and manufactured furniture used outdoors are exposed to elements that are detrimental. After years the changes of temperature and humidity can result in harshness and changes in wood structure that are noticeable by touch. Exposure to sunlight can culminate in shift of shades and discolorations. With such damages, professional renovation by a carpenter is advised.
11. All the furniture is factory colored and varnished with ICA lacquers. The frequency of impregnation is dependent on localization, manner of usage and exposition to elements. For example, outdoor furniture must be varnished if rain drops no longer gather on the surface, but are absorbed instead.
12. The furniture for preservation must be clean and dry. Before commencing preservation all contaminants must be removed by mild soapy solution. Dry the furniture using clean and dry towel.
13. The manufacturer has all the necessary information for qualified persons that are required for minor swing surface refreshment or to make a new coating.

IV. GENERAL RULES

1. CIRCLESWINGS are furniture intended for sitting. One chair is purposed to seat 1 person. Safety is guaranteed for persons with weight of up to 120 kg.
2. The furniture should be used according to their construction and purpose, which means, for example, that the swings shouldn't be stood on.
3. The furniture shouldn't be placed closer than 3 meters to active sources of heat such as grills, fires, bio ethanol fireplaces. The furniture is not fire resistant.
4. The furniture surfaces should be protected from direct contact with things like hot items, alcohol, solvents, aggressive substances like acids, bases, strong cleaning agents, oxidants. They can cause damages such as discoloration or matting.
5. Sharp, harsh objects such as hard stitches or zippers, or pet claws can cause damages, dents and scratches on the furniture. Special care must be taken with seating material.
6. The furniture has in construction elements with rectangular cross-section, metal ferrules, and are moving, and therefore, special attention must be taken during when children have contact with the furniture. Children can utilize the furniture only under adult supervision. The furniture is intended for use by adults and should not be treated as toys for kids.
7. Parents must take special care when children have contact with the furniture, for things like biting or licking.
8. Suspension elements must be periodically inspected. Play resulting from usage should be removed by tightening the screws and connectors.
9. When carrying the furniture it is advised to have a firm grip with two hands on immobile elements such as sides or rests.

V. CIRCLESWING CLEANING RULES

1. The furniture should be regularly cleaned, as to not allow dust or dirt to settle for long periods of time.
2. The furniture surface should be dusted with dry, soft and clean towels. Contaminants should be wiped with moist wipe, and then immediately dried with a soft and dry fabric. For persistent contaminants a solution of water with a few drops of dish washing liquid per liter can be used, and then dried with a soft and dry fabric.
3. Cleaning agents containing abrasive substances, hard sponges, sandpaper, sharp objects, solvents and chemical compounds shouldn't be used for cleaning. Their use can damage the furniture.

VI. IMPORTANT INFORMATION

1. Natural materials that we use for manufacture of our furniture have varying shades, colors, graining, core rays and other features depending on the habitat conditions of the tree that they were obtained from. The manufacture of pieces and surface finishing is a manual labor that is irreplaceable in the same way a machine work is. Because of this, and the diversity between different cargo lots, shade variations may occur between individual furniture pieces, even in case of buying multiple units at the same time.
2. There may be differences in new furniture that are ordered at a later date, one reason being natural aging processes, but also changes in technology, construction, finish, material features of used materials.
3. For end-of-life, furniture must be treated as any other waste, which means it over to an authorized entity that can ecologically dispose of them.
4. Please follow the rules, directions and advice pertaining to the purchased furniture, which will allow for longer utilization and to avert damages caused by improper use or treatment of the furniture.
5. Information contained in this guide are based on our current state of knowledge.
The product must not be used for purposes other than described. The user is always responsible for undertaking the steps of conforming to any legal or local rules.

VII. OTHER ABOUT USE

1. Swings are designed for adults. Swings are not recommended for children under 8 years old. Older children can use the swings under the supervision of adults.
2. Swings are not intended/designed to work as outdoor playgrounds equipment's such as a swing or a seesaw. Standing or kneeling on Swings is dangerous and can lead to falls and injuries.
3. Swings must be completely stopped before exiting it. Only one person at a time must sit on a swing.
4. Children and adults must keep a safe distance while the swing is in use to avoid getting hit. Do not walk or run close to swings while in use.
5. It is forbidden to turn the swing in one direction by twisting the rope. During such an operation, the rope reduces its volume and may slip out of the sling clamp even with a load much lower than the limit.

If you use the swing in public places, especially where the swing will be used frequently, do not forget to ask us for special solutions for the rope.

The manufacturer disclaims any liability due to improper installation and misuse of the material and product provided. The manufacturer cannot be, under any circumstances, liable for the misuse of equipment causing property damage and/or injury.

Installation instructions:

1. You need a screw that is adapted to the type of ceiling in which swings are going to be installed (wood, brick, or concrete). Eye Bolt With Lag Screw Plated must be for minimum 400kg or more.
2. Locate a ceiling beam or a stud for secure installation of the eye screw.
3. Do not install in to drywall!
4. You may use a stud finder to locate safe placement in the ceiling. Drill hole in the ceiling, insert the anchor bolt steel in hole drilled. Tighten it firmly!
5. Then connect the parts as described in the manual attached with the Swing.
6. Systemically check the tightening of the screws and if all parts have been proper installed before using it.
7. Enjoy it well, without moderation!

Maximum safe load: 120 kg (do not exceed)

Diameter: 110 cm Depth; Seat – 33.5 cm. Constructed from moulded oak plywood.

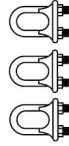
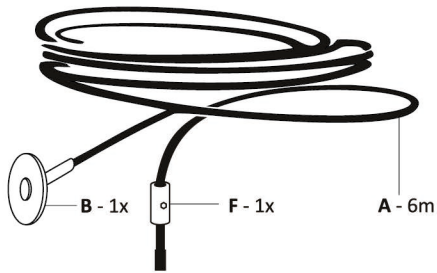
Stainless steel mount with carabiner hole – ceiling system for installation is not included.

Diameter of rope: 6mm, made in stainless steel.

Carabiner class, made of stainless steel AISI 316, A4 / 6mm, WLL. Working load 185kg.

Product produced on request - no possibility of return.

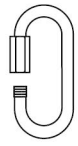
Enjoy of using!



C - 3x



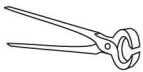
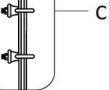
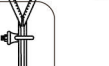
D - 1x



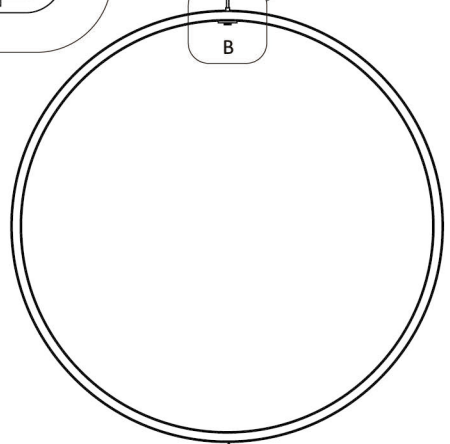
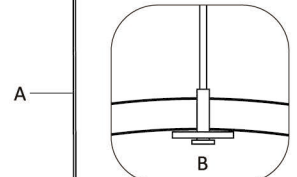
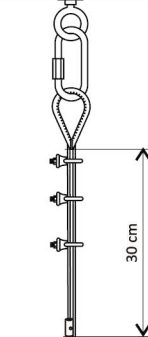
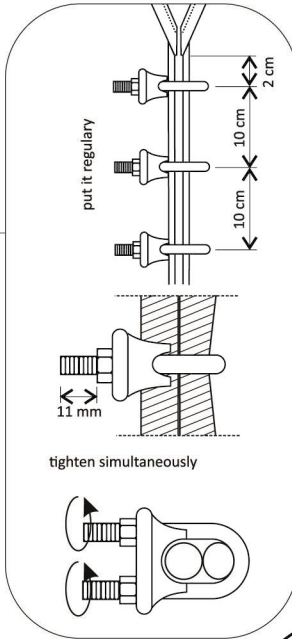
E - 1x

CEILING or JOIST

not include



1. measure length of the rop
2. firm tighten the element F
3. cut the rope



45-47 cm

floor



We love what we do.
We do what we love: beautiful swings.
Iwona Kosicka Design



www.circleswing.com